

Heritage Quilters Guild

Newsletter

700 E. 9th St.
Lockport, IL 60441



Website www.heritagequiltersguild.com
Email heritage_quilters_mail@yahoo.com

Volume 2015

November 2015

Number 11

PRESIDENTS' MESSAGE

As we approach our 35th year as a Guild, we still strive to promote quilting and to provide support for quilters at every level. While Karen and I are still relatively new to the group, we have both served on the board and various committees over the past 6 years. Now as co-presidents, we have inherited the growing financial problems of the Guild. As per our last audit for the years 2013-2014 our income was \$47,179.31 and expenses were \$54,284.94. In other words, we had excess expenses in the amount of \$7,105.64. Now we are frantically looking for ways to reduce spending. Do we raise dues or would that only deter members from rejoining? Do we raise workshop fees? We are having a hard enough time filling our workshops as it is without raising fees! How about a Mall Crawl like we did in the past? Well, we can't even get someone to do raffle baskets for the quilt show! How could we expect to do that?

One way to generate funds would be to get out and sell those raffle tickets and to turn in the money ASAP. With the holidays coming up, you can hit up all your relatives. The last raffle brought in nearly \$3,500. Let's try to double that amount!

Many of our workshops are only half filled. We need to decide if we wish to continue having quality speakers who present a workshop at least 6 times a year. The Guild has to make up the cost when a workshop is only partially filled. The program chairperson is working hard looking for local speakers. It would certainly help her if she got your suggestions on who you would like to hear give a presentation.

Finally, don't get upset if we ask to pre-approve any expenses. We need to keep careful track of any and all monies spent. As always, your opinions and suggestions are very important to us. I've heard a lot of "shouldas" and "couldas" after the fact. The time is now.....give your suggestions now before it is too late.

Barbara Wrobel
Karen Edgar
Co-Presidents

November Birthdays



Gorss, Amy – 4 Vorreyer, AlisonJoy - 7 Pawlisz, Janet - 23

2015-2016 Guild Workshop Schedule

November 10, 2015 - Doris Deutmeyer. Fused Applique Landscapes (no sewing), at Thimbles Quilt Shop, in their 2nd floor classroom.

December 8, 2015 - Holiday Banquet. Candle Mat Exchange.

January 12, 2016—School House


February 9, 2016 - Cheryl Sleboda “Intro to e-textiles”

March 8, 2016 - Joan Derylak—”Figure Flattering Quiltwear”

April 12, 2016—Susan Cleveland - “My Electric Quilt Pageant”

May 10, 2016—May Banquet

If you have any questions regarding LECTURES or WORKSHOPS please contact Kay Johnson.



The Block Lottery for November.

At our meeting in October we had THREE, yes, 3, drawings! 2 of 12 blocks each and 1 of 2 blocks. What a bonanza! We were also treated to a showing of quilts made from blocks won in previous drawings, and those quilts are now being donated to SOS. It was great to see

The block for November is Annie’s Choice.

<http://www.quilterscache.com/A/AnniesChoiceBlock.html>

Use a beige background and any fall colors—yellows, oranges, burgundy, brown, or greens. And it is all half square triangles—easy-peasy, the whole thing is 16 HST’s.



The block for December is Antique Tiles

<http://www.quilterscache.com/A/AntiqueTileBlock.html>

I know that the copy of the pattern which will be passed out at the November meeting originally said reds, greens, and white. After thinking about it, I have changed the colors to blues and white, so... We’ve got the blues! Follow the picture on the pattern, using a white for the inner 4 rectangles, and any assortment of blues for the rest of the block.



You can make as many blocks as you like, each block gets you 1 chance to win them all. So 2 blocks = 2 tickets, 3 blocks = 3 tickets, and so on. Bring your completed 12.5 inch blocks to the November meeting on November 10th.

It is so exciting to see who will win 12 blocks, and then to see, later on, what they will do with them. And it’s even more exciting when we can have 2 and even 3 drawings, because we have so many blocks!

And just like any lottery—you have to enter to win!

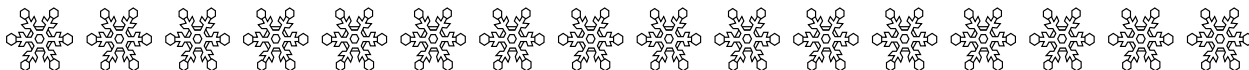
SOS QUILTING

SOS Quilting meets monthly, on the 3rd Saturday, from 9 a.m. to 4 p.m. Drop in anytime, or bring your machine and spend the whole day. Refreshments are usually there, and bring your own lunch if you plan on staying the day.

You can contribute time to making quilts for the kids at SOS, or you can bring your own projects to complete.

SOS Village Work Days:

<p>SOS refers to the SOS Children's Village located at the SW corner of Bruce Road and Briggs Street.</p> <p>This is a live-in facility for children who cannot live with their parents.</p> <p>SOS kindly lets us use a work room with storage space in exchange for quilts for the children.</p> <p>A win-win situation for all.</p>	<p>2015</p> <p>November 21</p> <p>December 19</p>	<p style="text-align: center;">Dates for 2016</p> <p style="text-align: center;">January 16</p> <p style="text-align: center;">February 20</p> <p style="text-align: center;">March 19</p> <p style="text-align: center;">April 16</p> <p style="text-align: center;">May 21</p> <p style="text-align: center;">June 18</p> <p style="text-align: center;">July 16</p> <p style="text-align: center;">August 20</p> <p style="text-align: center;">September 17</p> <p style="text-align: center;">October 15</p> <p style="text-align: center;">November 19</p> <p style="text-align: center;">December 17</p>
--	--	--



.....Winter Retreat 2016.....



Many changes this year; New Presidents/board, Combining of SOS and Social Quilting and one more change....Our January retreat has a beautiful new location. The Well informed me last April that they would be in construction this winter and that we needed to find a new location. Joanne DiNovo (Co-Coordinator) came to the rescue and found us a wonderful location. Winter is unfortunately right around the corner so start your planning to join us for a great weekend of sewing, sewing and friendship. All the hustle and bustle of the holidays will be over and sewing something is what I look forward to each year and hope you do too.

Come join us at The **Carmelite Spiritual Center on January 22-24, 2016. Private baths, no stairs, no elevators, includes 2 nights, 5 meals, big sewing hall and 4 small breakout rooms, coffee/tea/hot chocolate.** Just a beautiful facility. **There are still 4 or 5 openings.**

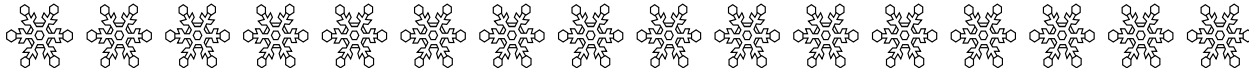
Plan for a weekend of sewing, camaraderie, and good times! You can register at the November 10 guild meeting, or call Karen of Joanne beforehand to hold a spot. On January 1, we will open registration to non members if there are any spots left, and all reservations will close at the January 12, 2016 Guild meeting.

Where: The Carmelite Spiritual Center, 8419 Bailey Road, Darien, IL

When: January 22, 23, 24, 2016

Cost: \$185 Double occupancy; \$260 Single occupancy

Karen Edgar and Joanne DiNovo



2016 QUILT SHOW NOTES

News Flash!

Betty Drzal is queen of the strippers—
2 1/2” x WOF strips that is.

PLEASE DON'T FORGET!!

Betty asks that we all save 2 1/2” x WOF strips for the 2016 Quilt Show. They will be packaged up and sold as a fund raiser for the Guild. Also, Betty will take yardage and cut into 2.5 strips for you! You can give either strips or yardage to Betty at any Quilt Guild meeting.



Be sure and “LIKE” us on Facebook!

[Heritage Quilters Guild - Lockport, IL](#)



PROGRAMS AND WORKSHOPS

Come join us at our November meeting when our speaker will be Doris Deutmeyer. Doris will be presenting her no sew landscape appliqué methods. She is an entertaining speaker who I know you will enjoy! There are still several spots open for her workshop if anyone would like to attend. Call Patti Murphy if you want to attend. Be aware that our workshop site for the day will be upstairs at Thimbles due to a scheduling conflict with SOS.

We are looking for several more teachers for our January "Schoolhouse" meeting. If you have a talent or technique you are willing to share there will be a signup sheet at our monthly meeting or you can call Kay Johnson at 815-277-2972. Don't be shy! I know there are many talented quilters out there!

Thanks, Kay Johnson

Hospitality Report

Hi Everyone,

It sure does feel like winter is moving right in. I just hope the snow waits for a little while.

Thank you to everyone who brought goodies last month. Our list this month is;

WATER

MARIE BLUNK and JUDY KESTEL

ICE

DOROTHY MEAGHER

SNACKS

SUE GENTRY, ARLENE MOLONEY, ALISON JOY VORREYER, ELLA KETO, SUE SCHROEDER, SANDY JOHNSON, MARIA SMITH, BETTY DRZEL, SUE BARNHILL, BONNIE LESLIE, TORY WEST.

Thank you everyone.

P.S.

Our Christmas banquet is coming and we are going to have people with last names beginning with the letters A-K bring Holiday side dishes and as always the guild will be providing the chicken and drinks.

Thank you,
Bonnie Leslie and Vickie Skinner

From Carol Richards, our Membership Chair:

November HQG Newsletter - Information from the Membership Chairperson

Please add the following members to your membership book:

Peggy Martinek	Tory West
114 Parkview Lane	1066 Grandview Ave.
Lockport, Il. 60441	Lockport, IL 60441
815-836-9980	815 834-1204
815-919-5028 cell	815 791-0704 cell
pegmartinek@comcast.net	toryleewest@hotmail.com

July 29

Please make the following changes to your membership book:

Bernice Frederick new cell# is 815-351-8189

Kay Johnson
new address is: 21693 Doud Court,
Frankfort, Il 60423
new home phone is 815-277-2972

Kim Clay email correction
Should be KCLAYSJL213@yahoo.com

Mary Shroba's new email in Florida is:
mshroba@tampabay.rr.com

CANDLEMAT EXCHANGE

We will be doing a candle mat exchange at the Holiday Party on December 8th. So put on your thinking caps, and come up with a unique design, no larger than 12 inches, any colors any design. Paper pieced, or appliqué, or pieced, your choice.

TREASURER'S REPORT

HERITAGE QUILTERS GUILD


Treasurer's Report September 2015

Beginning Balance:	\$11,343.91	
INCOME:	5,431.00	
EXPENSES:		1,646.05
Ending Balance:	\$15,128.86	

HERITAGE QUILTERS GUILD

Treasurer's report October 2015

Beginning balance:	15,128.86	
Income	800.00	
Expenses:		9,835.83
*Retreat expenses \$7,725		
Ending balance	\$ 6,168.03	



Quilters Plus Guild's 27th Annual
Holiday Boutique
November 6 & 7, 2015

Friday, November 6, 2015
Early Bird Sale: \$3 Admission
3:30 pm–6:30 pm

Saturday, November 7, 2015
Free Admission
9:00 am–3:00 pm

Faith United Methodist Church
151st Street at 80th Avenue
Orland Park, IL

www.quiltersplus.com

Bakery & Food Sales, Silent Auctions, and Door Prize

Handmade Treasures for Your Holiday Gift Giving: Quilts, Wall Hangings, Jewelry, Handbags, Holiday Items, and More

Appliqué Workshop

Marie Blunk will be presenting an appliqué workshop on Saturday, November 7 from 9-4 at SOS Children's Village. The workshop will teach the template and starch method of preparing appliqué pieces for either hand or machine appliqué. Marie used this technique on her award winning quilt, A Little Bird Told Me I Could Appliqué.

The quilt will use blocks from Erin Russek's Be Happy block of the month for 2015. Participants will need to purchase the center medallion block from Erin and can download the other 12 blocks from her website for free. The center block is called Happy Dance, costs \$10 and can be downloaded from Erin's website, One Piece At A Time. <http://erinrussek.typepad.com/one-piece-at-a-time/>

A kit will be provided for approximately \$10 that will include Templar, Glue Baste-it, a stencil brush, starch, freezer paper and parchment paper.

There may be a follow up workshop in January to see how you are progressing and to go over any concerns. Workshop cost will be \$15 in addition to the cost of the pattern and the kit. Please see/contact Marie or Patty Murphy if interested.

Marie will be out of town from Sept 15 – Oct 13 but feel free to email her at meblunk1@gmail.com. She will provide a supply list to those members who sign up.



Dolores Kettman – Retreat Cookies

Chocolate Chip Cookies

cream together:

1c brown sugar
1c white sugar
2 sticks of butter.
1 egg
1 T. milk.

1c vegetable oil
2 tsp. vanilla.

to the creamed mixture add:

3 1/2 c flour
1 tsp. baking soda
1 tsp. salt
1c crushed corn flakes
1c old fashion oatmeal(right from the box not cooked)
1 12 oz. pkg. of chocolate chips
1/2 cup chopped nuts(I use the mixed nuts from Aldi's that I chop).

Spoon onto cookie sheet. Bake 9-10 min. 350 degrees.

**Heritage Quilters Guild
 First Congregational Church
 700 E. 9th St.
 Lockport, IL 60441**

Email

heritage_quilters_mail@yahoo.com

**Newsletter-Bobbie Molony
 815 258-5859**

**Web Site-Bobbie Hunley
 www.HeritageQuiltersGuild.com
 815 485-6236**

First Class Mail

2015 and 2016 Schedule:

November 10 - Doris Deutmeyer. Fused Applique Landscapes (no-sew) at Thimbles Quilt Shop
 November 21—November SOS quilting and Social Quilting at SOS.

December 8 - Holiday Banquet with Candlemat Exchange (see page 6)
 December 19 - December SOS quilting and Social Quilting at SOS.

January 12—School House
 January 16—January SOS quilting and Social Quilting at SOS.

February 9, 2016 - Cheryl Sleboda “Intro to e-textiles”
 Feb 20—February SOS quilting and Social Quilting at SOS.

March 8, 2016 - Joan Derylak—”Figure Flattering Quiltwear”
 March 19—March SOS quilting and Social Quilting at SOS

April 12—April 12, 2016—Susan Cleveland - “My Electric Quilt Pageant”
 April 16—April SOS quilting and Social Quilting at SOS.